

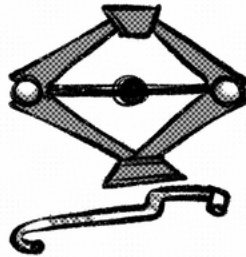
flow

So you've got a flat  
tire - lame. Thank  
God for **Flow Life**  
**SKILLZ** comin' in clutch  
with some how-to  
tips.


First - make sure  
you're pulled over  
in a safe spot.



First - here's the basics that are good to have on hand in case of a flat.



A MANUAL CAR JACK



A SPARE TIRE



A LUG WRENCH



WHEEL WEDGES




A TIRE PRESSURE GAUGE

First, you wanna make sure you're in a safe spot and that you've got your wheel blocks on the non-deflated wheels, so your car won't roll.



Once that's all set, go ahead and loosen the lug nuts (but don't remove 'em just yet.)







Then, go ahead +  
jack your car up  
so there is about  
6ish inches over  
the ground.

From here, you can loosen  
the lug nuts all the way  
+ remove that flat  
(but save those lug nuts!  
Don't lose 'em!!)

Then you essentially wanna do everything in reverse. Put on the spare, tighten those lug nuts, and lower your car.



Make sure that's tight,  
check your tire pressure,  
and you're good to go,  
baby!!!



Drive safe!!!